

Land Pattern for 8 pin GQFN (3.23 x 3.28 x 0.55 mm) Package

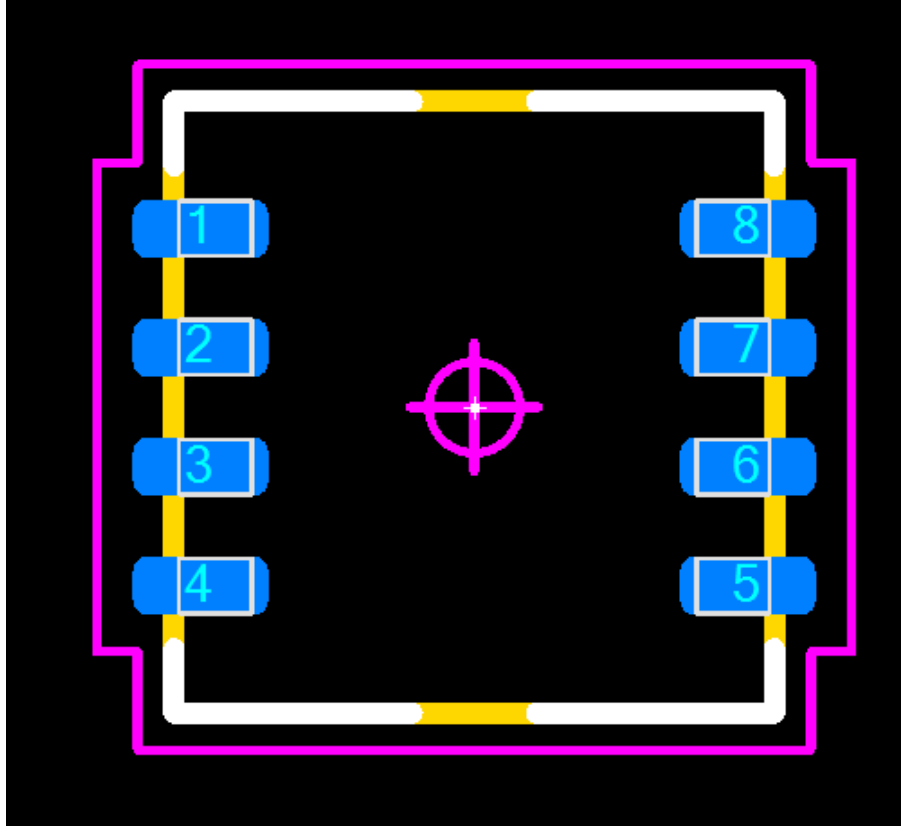



Figure 1

Component Terminal Rules Drafting Footprint

Dimensions Settings 3D Colors

Lead Shape Rectangle

Pitch (e) 0.65

	D	E	Count
Pins		4	8

Set tab stops for: Nom/Tol Min/Max Req'd.

Ref.	Nom	- Tol	+ Tol	Min	Max
A	0.50	-0.05	0.05	0.45	* 0.55
b	0.30	-0.05	0.05	* 0.25	* 0.35
D	3.23	-0.05	0.05	* 3.18	* 3.28
E	3.28	-0.05	0.05	* 3.23	* 3.33
L	0.40	-0.10	0.10	* 0.30	* 0.50

* Required entry

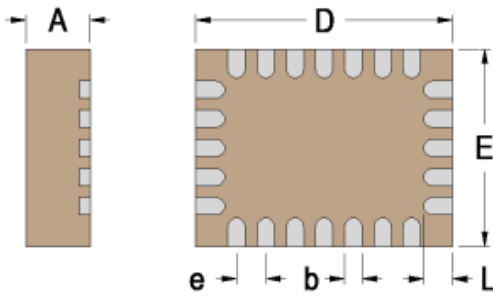


Figure 2

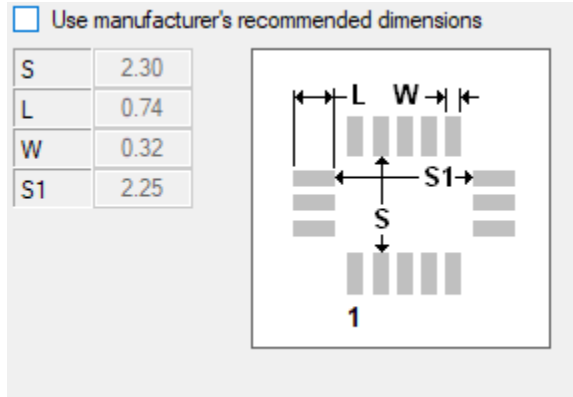


Figure 3




Figure 4

END OF DOCUMENT