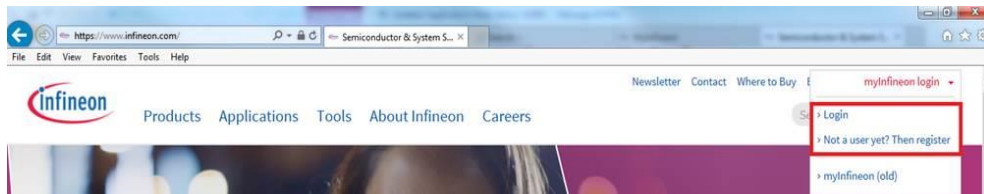


英飞凌 AURIX 资料获取方式

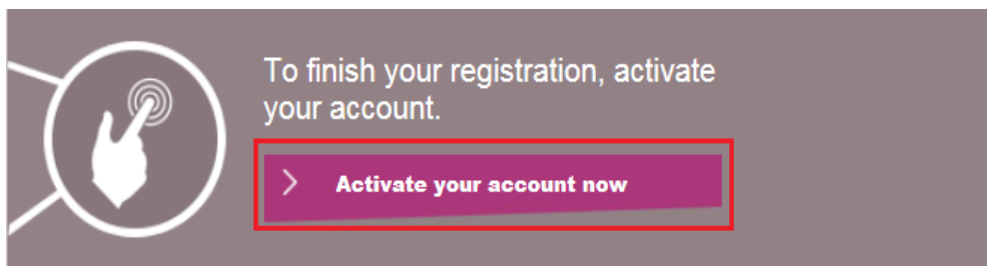
目前英飞凌 AURIX 所有资料（如 User Manual, Datasheet, Erratasheet, Application Note 等）都可通过在英飞凌官网注册 MyICP 帐号进行下载，有文档更新时会推送通知消息。

Step 1, 用户在英飞凌官网注册 Myinfineon (MyICP) 帐户。（请使用公司邮箱，否则被拒绝）

- MyICP 的入口在英飞凌官网 (www.infineon.com) 网页右上角 myinfineon login。如下图红框所示。
- 也可直接注册，网址：<https://www.infineon.com/cms/en/myInfineon/registration/>



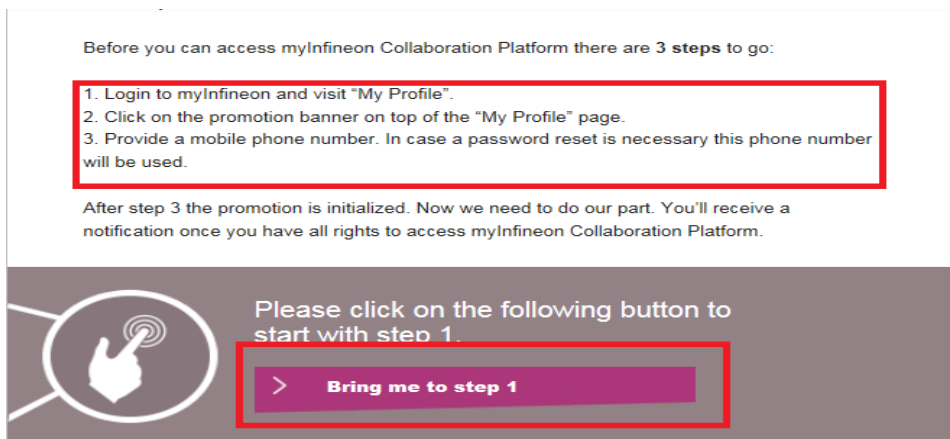
- 提交注册信息后，系统会发送邮件到用户邮箱，在邮件中点击如下链接进行账户激活。（若邮件中无法显示如下链接，请复制链接在浏览器中打开，**IE 浏览器版本须是 8 以上**）



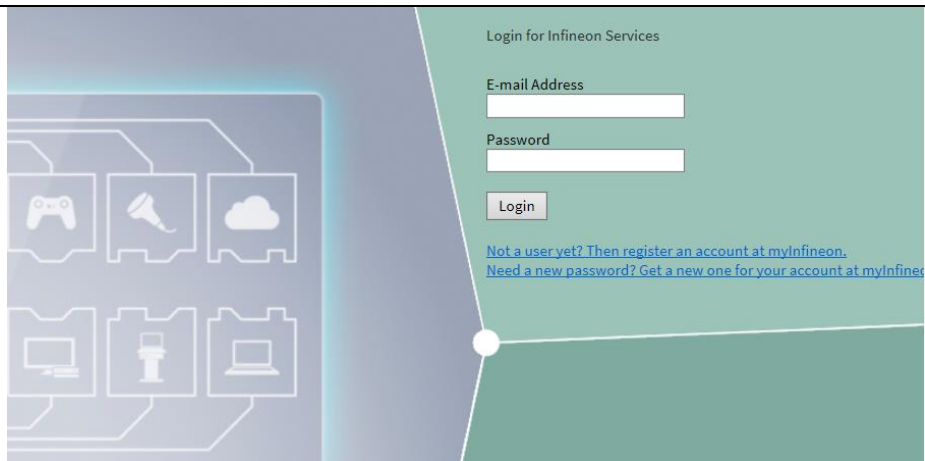
- 如果已经注册过帐号，可以跳过此步。

Step 2, 注册完成后，请把 Myinfneon 用户名、账号（即注册邮箱）及所需 AURIX 文档类型发送到 AURIX.CN@infineon.com 申请账户升级。

Step 3, 邀请用户升级后，用户会收到一个系统发送的升级邮件通知，按照如下三个步骤操作，点击“Bring me to step 1”。



- (1) 进入登录页面，输入邮箱地址和密码（注册密码），如下图所示：



(2) 按步骤进行第二步，点击如下红框所示链接，申请账户升级。

[My Dashboard](#) [My Profile](#) [Help and Support](#)

Become a promoted user and get access to additional content

[Request your promotion form here](#)

Become a promoted user and get access to additional content

You can change your personal information on this page.
Please note that by using myInfineon you agree to our [privacy policy](#).

Personal information

[Edit](#)

(3) 填写手机号：

Promotion

Become a promoted user and get access to additional content

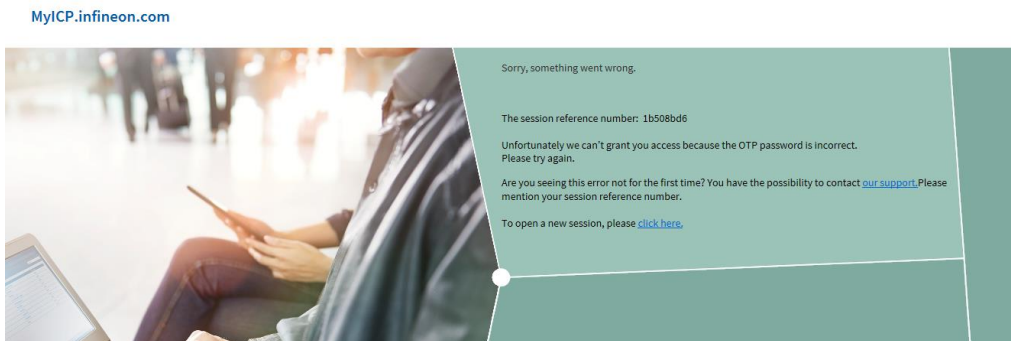
Mobile phone number

In case you forget your password a password reset code is send to you via SMS.

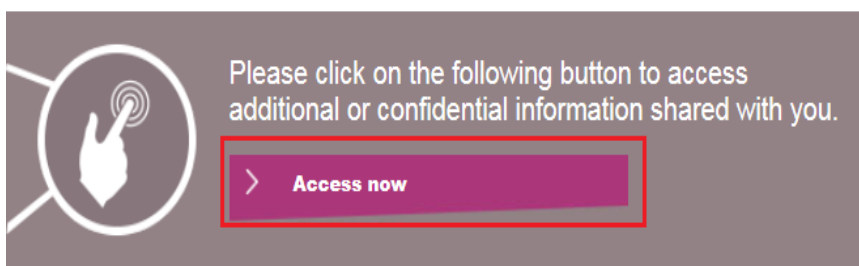
Approver e-mail address

[Save](#) [Cancel](#)

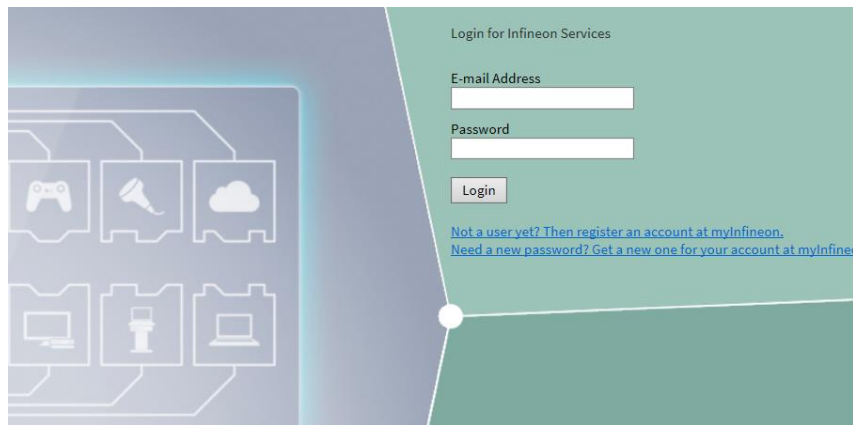
注意： 申请升级后，系统需要 1—2 天完成审核。所以，在此期间用户无法正常登录，会出现如下错误页面。



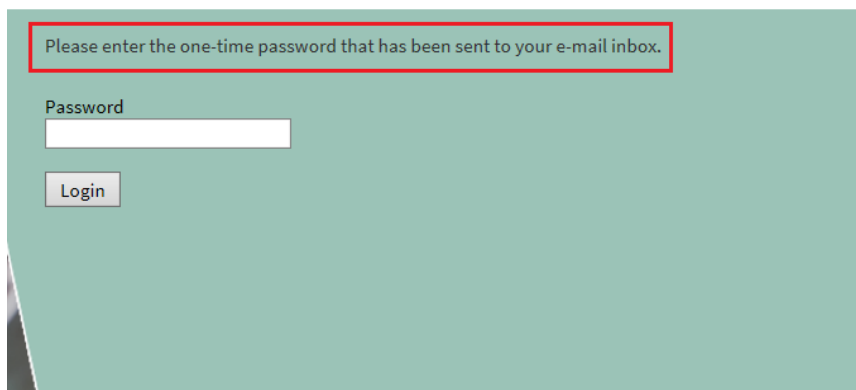
Step 4, 系统完成审核后，账户升级成功。系统会发送邮件通知“Your access request was successful”,点击如下链接。



Step 5, 进入登录页面，先填写注册邮箱及密码。



第一次登录时，需填写一次性登录密码。（注意：在完成上一步操作后，一次性登录密码会发送到用户邮箱，15分钟内有效，过后密码作废需重新登录。）



Dear Ning Gao,

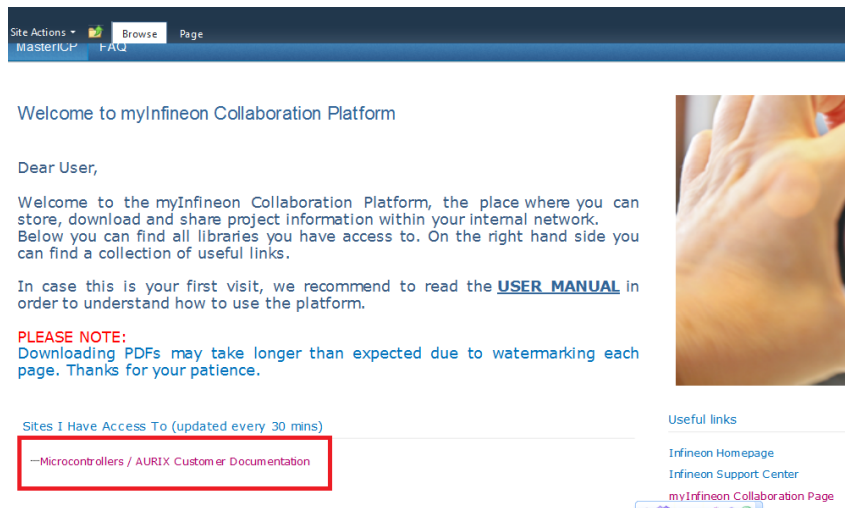
Your one-time password is

9457778225

Please note that the password will be valid for 15 minutes only.

Please note: the OTP was generated in Coordinated Universal Time (UTC). This means you will see your local time zone

Step 6, 填写完一次性密码后，出现如下页面，点击红框所示链接，即可以获取 AURIX 资料。



第二次登录 MyICP

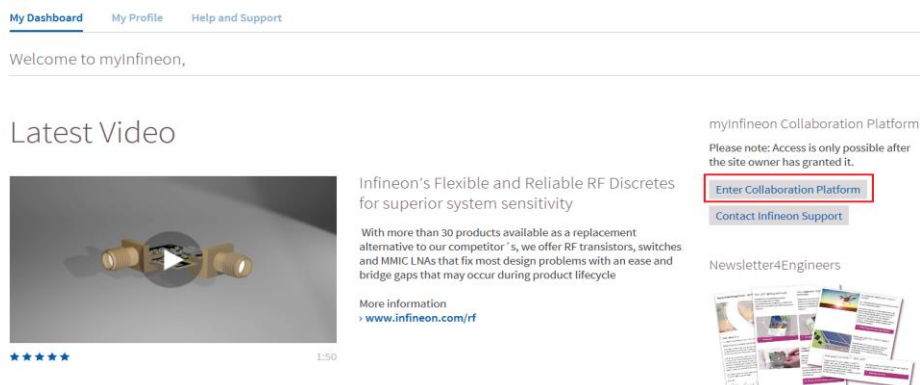
Step 1, 在英飞凌官网 (www.infineon.com) 右上角 Login, 如下图所示。



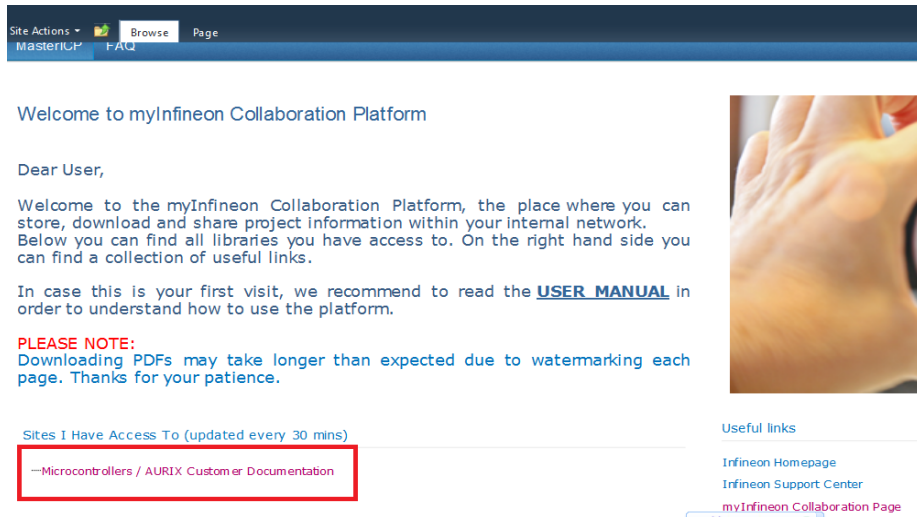
Step 2, 点击 myinfineon—My Dashboard




Step 3, 出现如下界面, 点击红框所示链接。(若该页面无法正常显示, 请确认 IE 浏览器版本须是 8 以上。)



Step 4, 进入到如下页面，点击红框所示链接，即可以获取 AURIX 资料。



Site Actions  Browse Page
MasterIGP FAQ

Welcome to myInfineon Collaboration Platform

Dear User,

Welcome to the myInfineon Collaboration Platform, the place where you can store, download and share project information within your internal network. Below you can find all libraries you have access to. On the right hand side you can find a collection of useful links.

In case this is your first visit, we recommend to read the [USER MANUAL](#) in order to understand how to use the platform.

PLEASE NOTE:
Downloading PDFs may take longer than expected due to watermarking each page. Thanks for your patience.

Sites I Have Access To (updated every 30 mins)

- [Microcontrollers / AURIX Customer Documentation](#)

Useful links

- [Infineon Homepage](#)
- [Infineon Support Center](#)
- [myInfineon Collaboration Page](#)